

Algebra I Worksheet #4 Unit 6 page 1

Write the coordinates of each of the following points.

1. A: _____

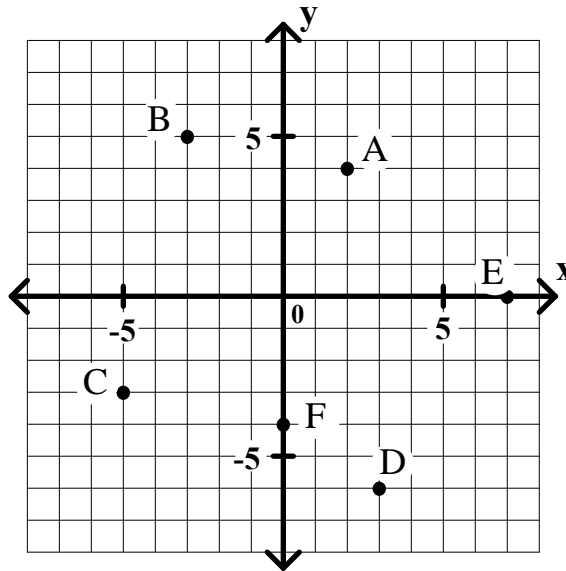
2. B: _____

3. C: _____

4. D: _____

5. E: _____

6. F: _____



Graph each of the following points on the given grid. Label each point with the appropriate letter.

7. A: (4, 5)

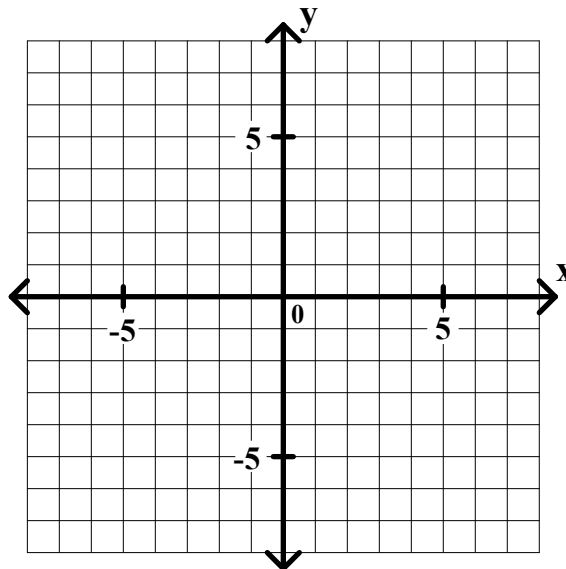
8. B: (-6, -2)

9. C: (3, -5)

10. D: (-4, 6)

11. E: (5, 0)

12. F: (0, -2)



Algebra I Worksheet #4 Unit 6 page 2

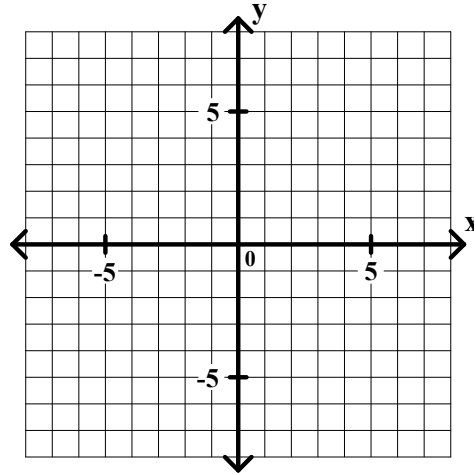
Fill in the table for each of the following linear equations. Then graph the line that each equation represents. Label the graph with its equation.

13. $y = x + 4$

x	y
-3	
-2	
-1	
0	
1	
2	
3	

14. $y = 4x$

x	y
-3	
-2	
-1	
0	
1	
2	
3	

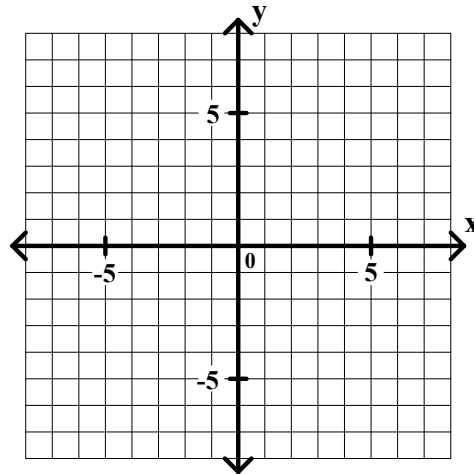


15. $y = 2x + 5$

x	y
-3	
-2	
-1	
0	
1	
2	
3	

16. $y = -2x + 5$

x	y
-3	
-2	
-1	
0	
1	
2	
3	



Algebra I Worksheet #4 Unit 6 page 3

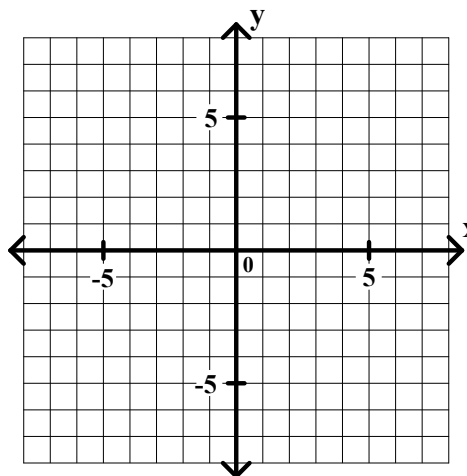
Fill in the table for each of the following linear equations. Then graph the line that each equation represents. Label the graph with its equation.

17. $y = x$

x	y
-3	
-2	
-1	
0	
1	
2	
3	

18. $y = -x$

x	y
-3	
-2	
-1	
0	
1	
2	
3	



19. $y = 3x - 3$

x	y
-3	
-2	
-1	
0	
1	
2	
3	

20. $y = 3x + 3$

x	y
-3	
-2	
-1	
0	
1	
2	
3	

